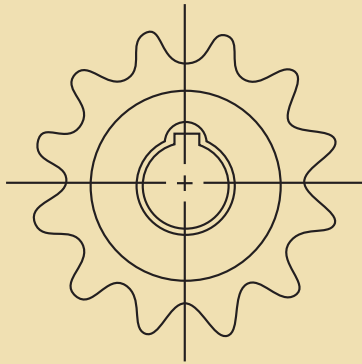


One Way Sprocket Clutch

Economical to buy, easy to apply, simple to use. Pick the size of the sprocket needed and we'll build it into an assembly. Or substitute a pulley, etc. for the sprocket.

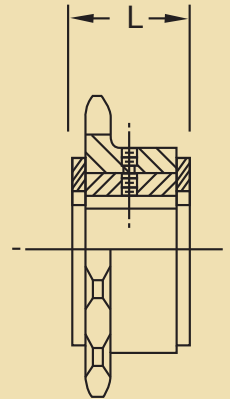


All pitches available, consult factory for specifications not given here. Order by part number. List specifications as in the following example. Abbreviations are suffixed to the size number; C for Cam, P for pitch, T for number of teeth and B for bore.

Part Number Example:

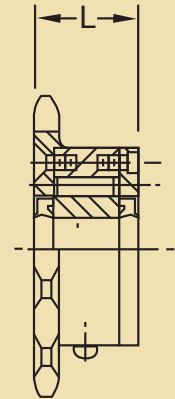
MB	14C	35P	20T	5/8 B
TYPE	CAM	PITCH	TEETH	BORE

Type MB



Stocked in smallest sprocket listed. See Cam & Ring Assemblies for bore size availability.

Type P



Made to order, seals optional.

MAX BORE	CAM SIZE	PITCH	NUMBER OF TEETH		L	
			TYPE MB	TYPE P	TYPE MB	TYPE P
.562	5	35	15, 16	17 Up	.812	.952
.625	14		20	21 Up	.812	1.034
.875	28		25	26 Up	1.062	1.159
.562	5	40	12	13 Up	.812	1.068
.625	14		15	16 Up	.812	1.150
.875	28		20	21 Up	1.062	1.275
.625	14	50	12	13 Up	.812	1.209
.875	28		15, 16	17 Up	1.062	1.334
1.250	100		20, 21	22 Up	1.375	1.562
.625	14	60	12	13 Up	.812	1.325
.875	28		14	15 Up	1.062	1.450
1.250	100		18	19 Up	1.375	1.678